

Ultra Wide Band Low Noise Amplifier 0.01GHz-40GHz
Features

- Gain: 30dB Typical
- Noise Figure: 3.0dB Typical
- P1dB Output Power: 21dBm Typical
- Supply Voltage: +12V @ 400 mA


Typical Applications

- Wireless Infrastructure
- 5G communication
- Test and measurement Instrument

RF Microwave & VSAT
Fiber Optics

Parameter	Min.	Typ.	Max.	Min.	Typ.	Max.	Min.	Typ.	Max.	Units
Frequency Range	0.01 - 6			6 - 26			26 - 40			GHz
Gain	25	30	35	22	25	32	20	24	30	dB
Gain Flatness		±3.0			±2.5			±2.5		dB
Gain Variation Over Temperature (-40°C~+85°C)		±1.0			±1.0			±1.0		dB
Noise Figure		5.0			3.0			6.5		dB
Input VSWR		1.4	2.0		1.8	3.5		2.0	3.5	: 1
Output VSWR		1.4	2.0		1.8	3.0		2.0	3.5	: 1
Output 1dB Compression Point (P1dB)	18	21		16	20		13	16		dBm
Saturated Output Power (Psat)		23			22			18		dBm
Output Third Order Intercept (OIP3)		28			26			23		dBm
Supply Current (Idd) (Vcc=+12V)		400	500		400	500		400	500	mA
Isolation S12		-70			-55			-50		dB

Weight	1.8 ounces (Max.)	Impedance	50ohms
Input /Output Connectors	2.92mm-Female	Material	Aluminum
Finish	Gold Plated	Package Sealing	Epoxy Sealed (Standard)
			Hermetically Sealed (Option with extra charge)

Ultra Wide Band Low Noise Amplifier 0.01GHz-40GHz

Absolute Maximum Ratings

Operating Voltage	+15V	
RF Input Power(RFIN)	@0.01-6G	-8dBm
	@6-18G	-5dBm
	@18-40G	-2dBm

Biasing Up Procedure

Step 1	Connect Ground Pin
Step 2	Connect input and output
Step 3	Connect +12V biasing

Power OFF Procedure

Step 1	Turn off +12V biasing
Step 2	Remove RF connection
Step 3	Remove Ground

Environmental Specifications

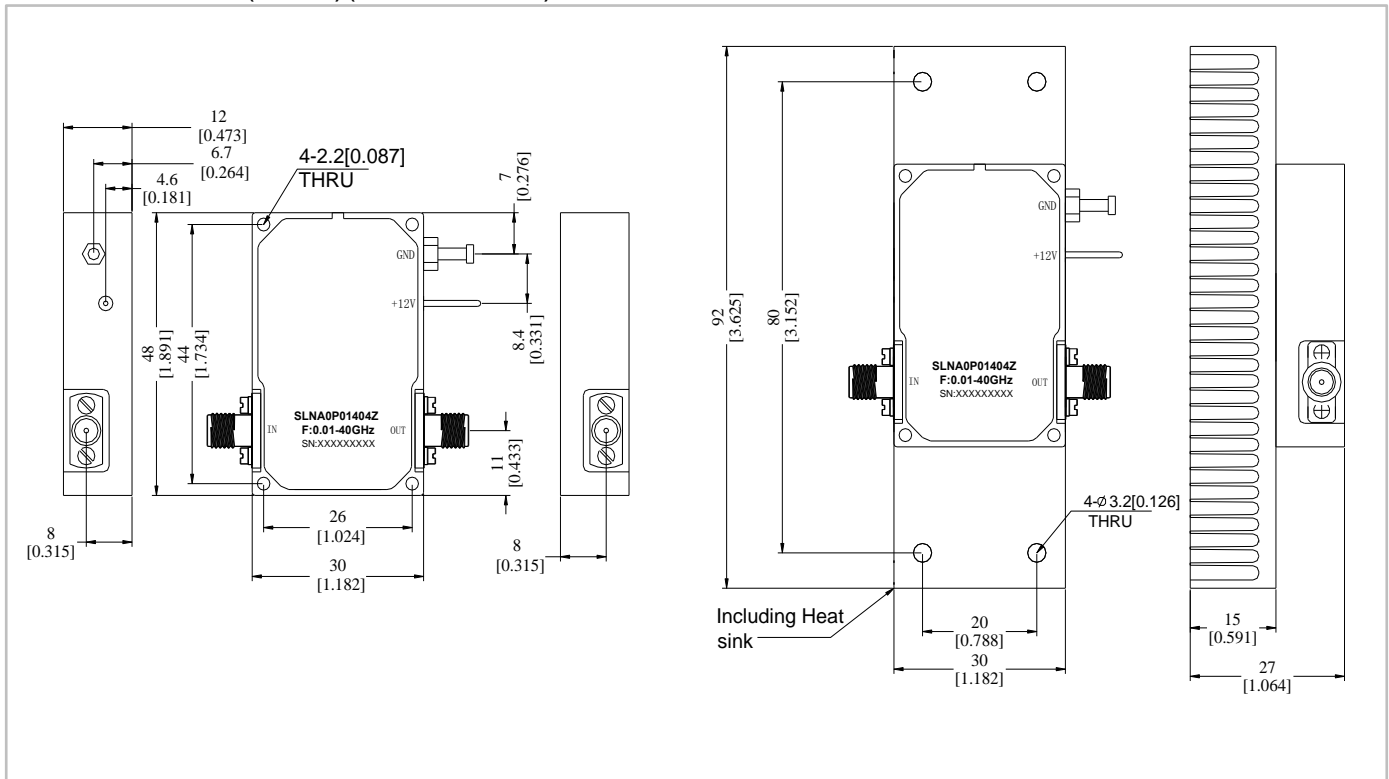
Operational Temperature	-40°C to +85°C
Storage Temperature	-50°C to +105°C
Altitude	30,000 ft. (Epoxy Sealed Controlled environment)
	60,000 ft. 1.0psi min (Hermetically Sealed Un-controlled environment) (Optional)
Vibration	25g RMS (15 degrees 2KHz) endurance, 1 hour per axis
Humidity	100% RH at 35°C, 95%RH at 40°C
Shock	20G for 11msec half sine wave, 3 axis both directions

Outline Drawing:

All Dimensions in mm (inches)

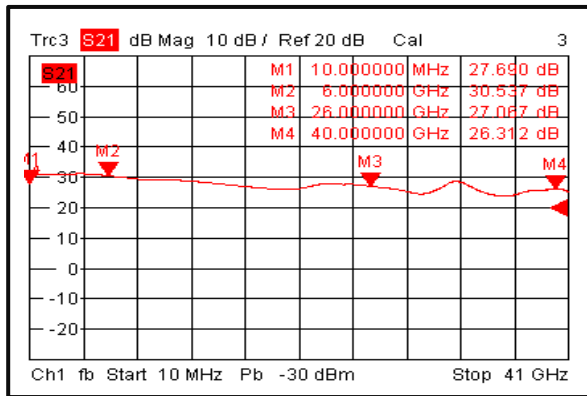
Tolerances ± 0.1 (0.004) (Excl heatsink)

Heat Sink required during operation (Sold Separately)

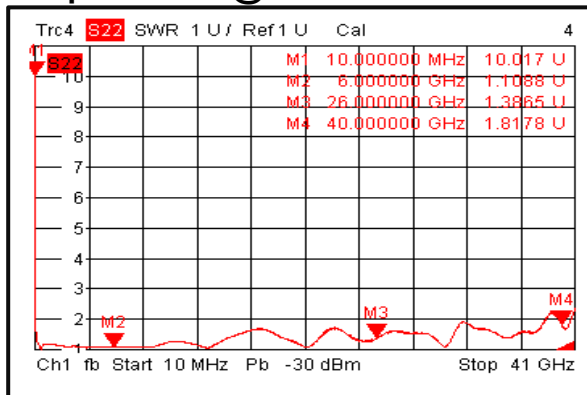


Ultra Wide Band Low Noise Amplifier 0.01GHz-40GHz

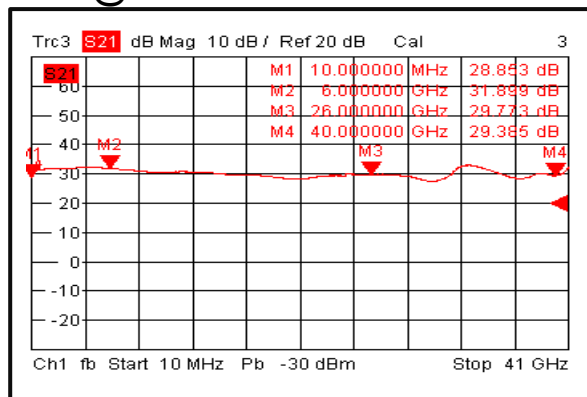
Gain @ +25°C Input VSWR @ +25°C



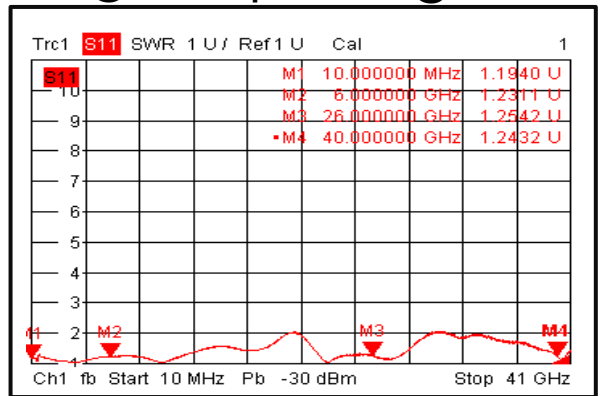
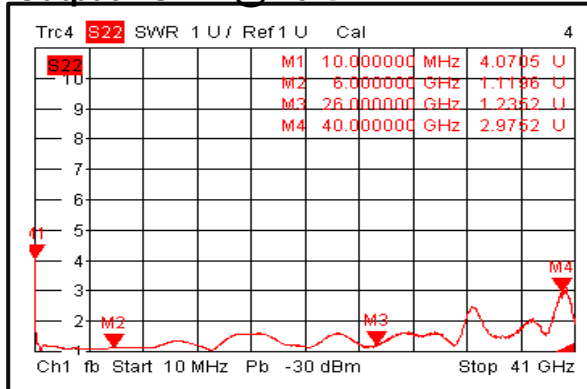
Output VSWR @ +25°C



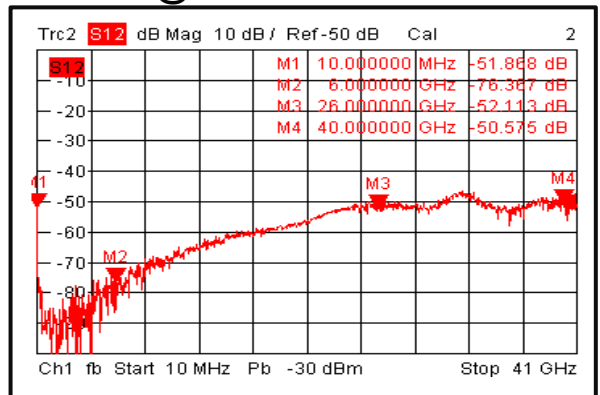
Gain @ -40°C



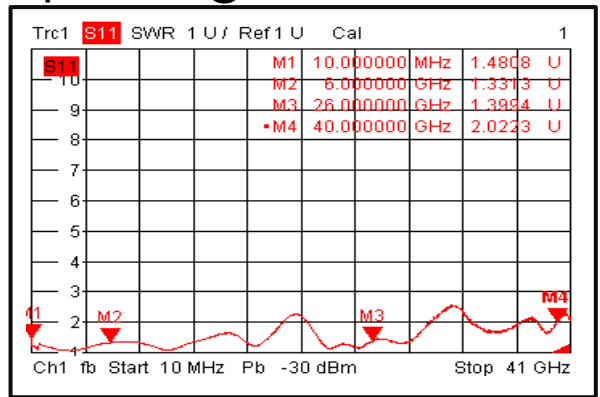
Output VSWR @ -40°C



Isolation @ +25°C



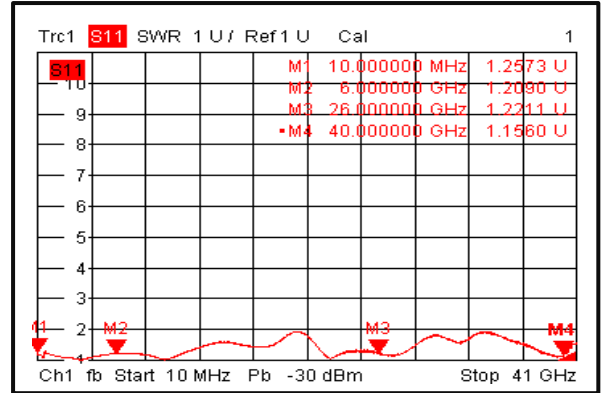
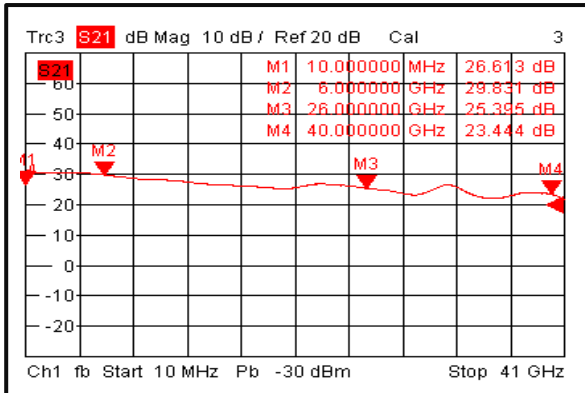
Input VSWR @ -40°C



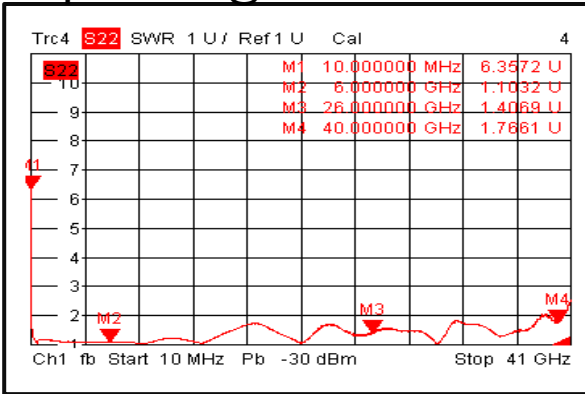
Isolation @ -40°C

Ultra Wide Band Low Noise Amplifier 0.01GHz-40GHz

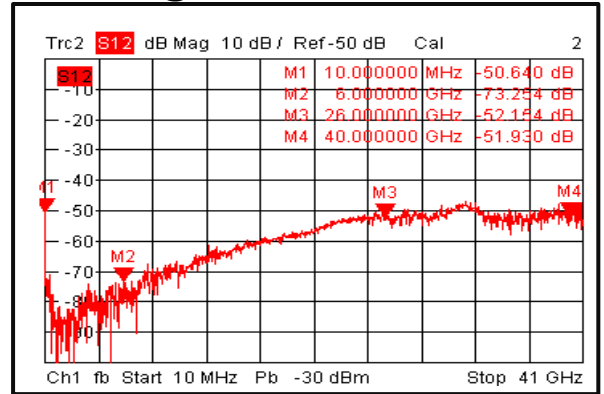
Gain @ +85°C Input VSWR @ +85°C



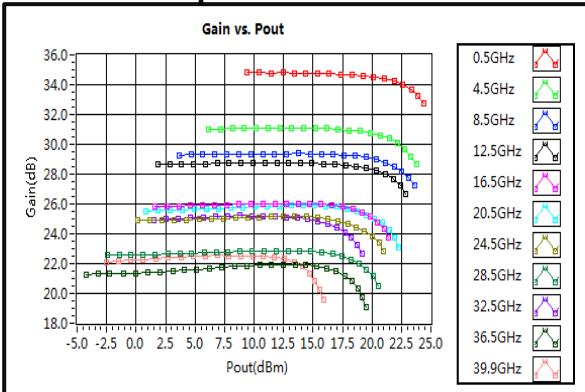
Output VSWR @ +85°C



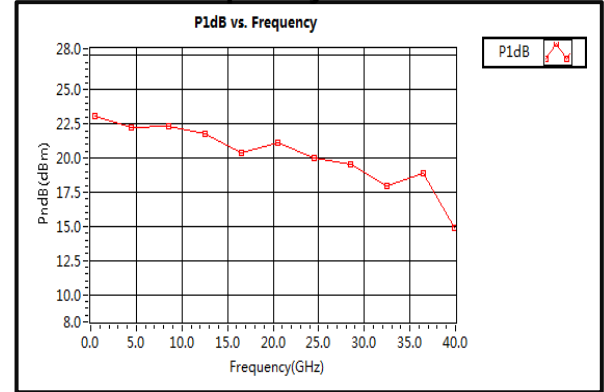
Isolation @ +85°C



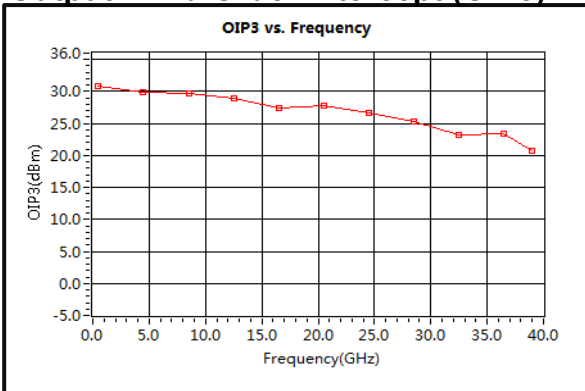
Gain vs. Output Power



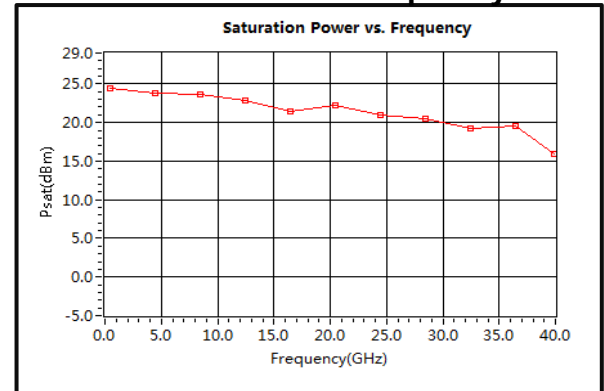
P1dB vs. Frequency



Output Third Order Intercept (OIP3)

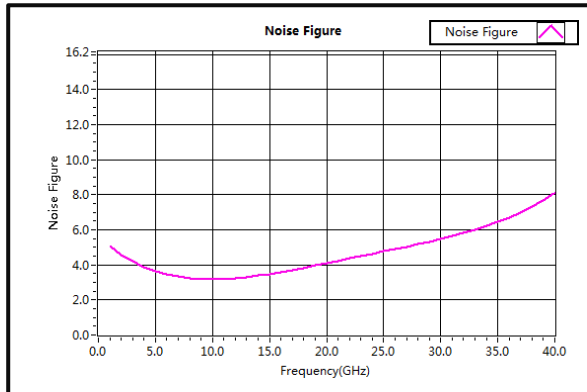


Saturation Power vs. Frequency

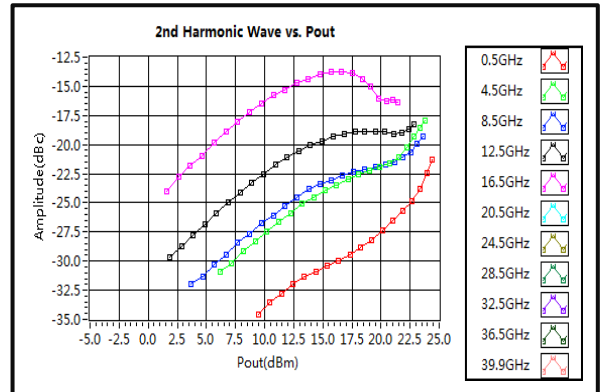


Ultra Wide Band Low Noise Amplifier 0.01GHz-40GHz

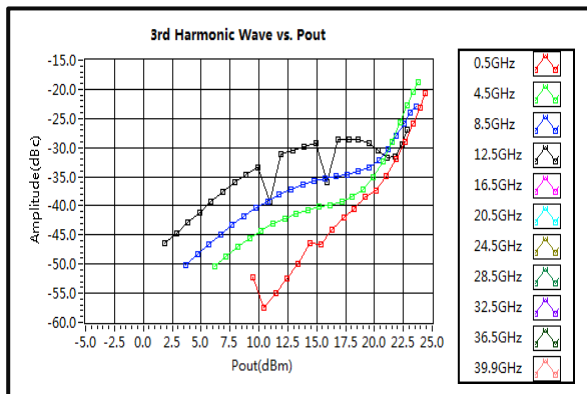
Noise Figure



2nd Harmonic Wave Output Power



3rd Harmonic Wave Output Power



4th Harmonic Wave Output Power

