


**Absorptive 0.1-50GHz Coaxial SP4T Switch**
**Features**

- Ultra Wide Band Operation 0.1-50GHz
- TTL compatible driver included
- Fast Switching Speed
- Low Insertion Loss and High Isolation
- Customization available upon request


**Typical Applications**

- Wireless Infrastructure
- 5G communication
- Test and measurement Instrument

RF Microwave & VSAT  
Fiber Optics

Parameters	Min.	Typ.	Max.	Min.	Typ.	Max.	Min.	Typ.	Max.	Units	
Frequency Range	0.1-18		18-43.5		43.5-50						GHz
Insertion Loss		3.3	4.0		5.0	6.0		5.5	6.5	dB	
Insertion Loss Temperature Coefficient		0.003			0.003			0.003		dB/ °C	
Isolation	60	70		45	55		40	55		dB	
Input VSWR		1.8	2.5		2.5	3		2	2.5	: 1	
Output VSWR		1.8	2.5		2.5	3		2	2.5	: 1	
RF Input power			23			23			23	dBm	
DC Power Dissipation		0.15			0.15			0.15		W	
0.1dB Compression Point (P0.1dB )		23			23			23		dBm	
IIP3		45			43			43		dBm	
Switching Speed	100 Max.									ns	
Weight	1.2 Max.									Ounces	
Impedance	50									Ω	
Bias Current(+5V/-15V)	120/50 Max.									mA	
Input /Output Connectors	2.4mm-Female										
Finish	Gold Plated										
Material	Aluminum										
Sealing	Hermetically Sealed (optional)										

**Absorptive 0.1-50GHz Coaxial SP4T Switch**

**Absolute Maximum Ratings**

Biasing	+5V ± 10%/-15V ± 10%
---------	----------------------

Note: TTL pins cannot be connected to the negative voltage otherwise the internal driver will be damaged.

**Ordering Information**

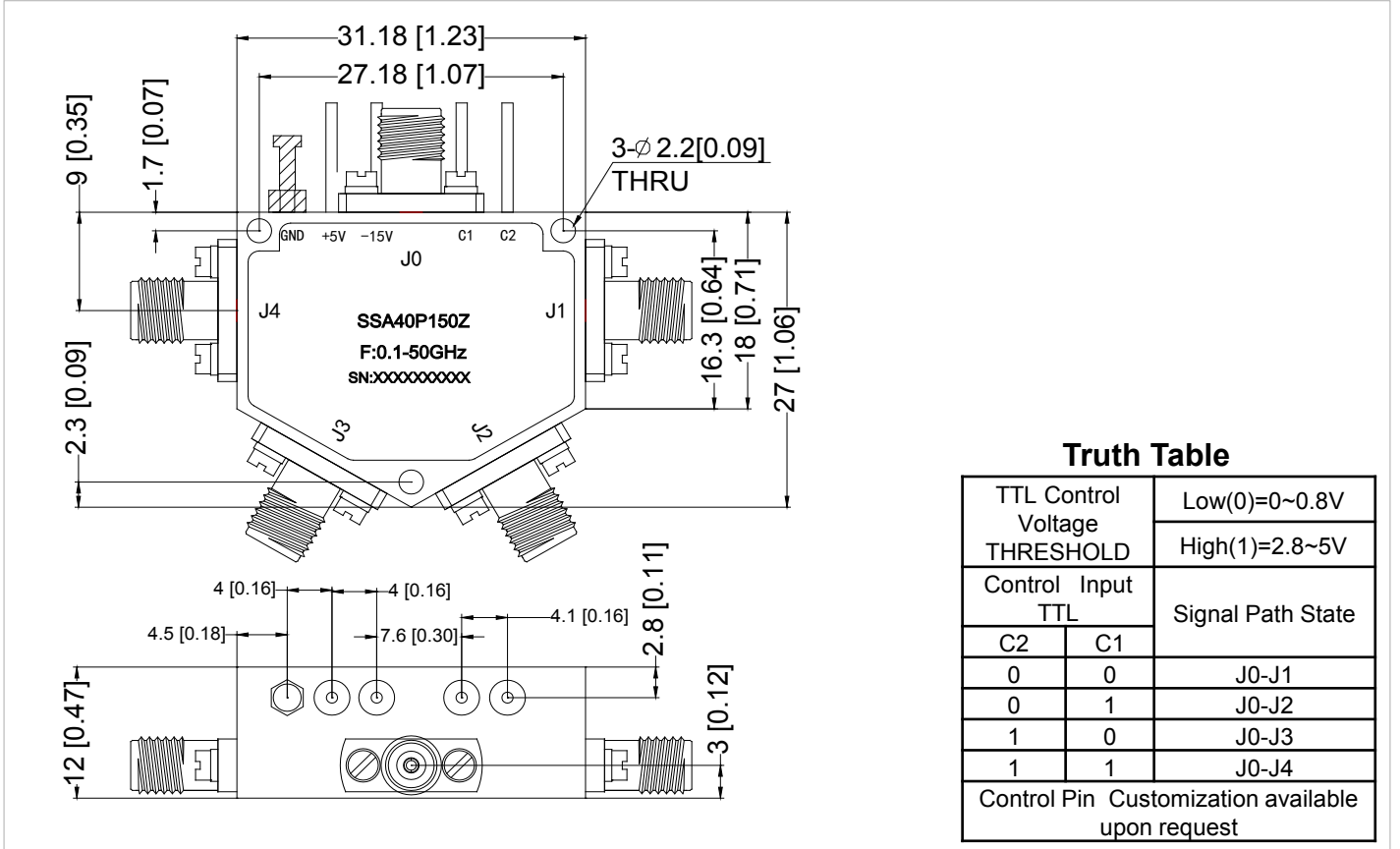
Part No.	Description
SSA40P150Z	SP4T 0.1-50GHz PIN Diode Switch

**Environmental Specifications**

Operational Temperature	-40°C to +85°C (Case Temperature)
Storage Temperature	-50°C to +105°C
Altitude	30,000 ft. (Epoxy Sealed Controlled environment)
	60,000 ft. 1.0psi min (Hermetically Sealed Un-controlled environment) (Optional)
Vibration	25g RMS (15 degrees 2KHz) endurance, 1 hour per axis
Humidity	100% RH at 35°C, 95%RH at 40°C
Shock	20G for 11msec half sine wave, 3 axis both directions

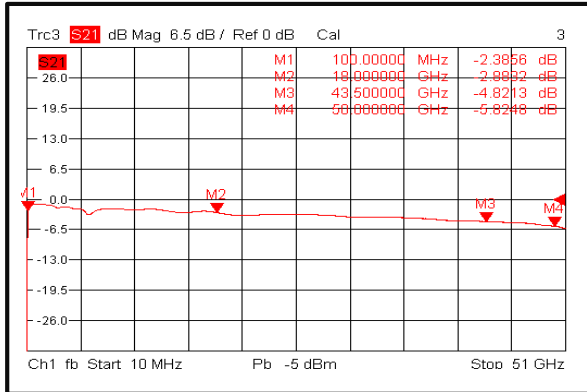
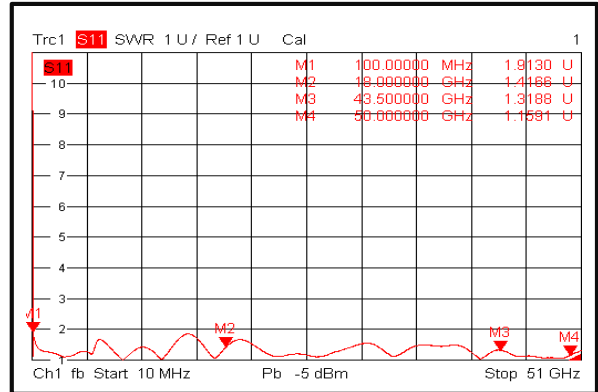
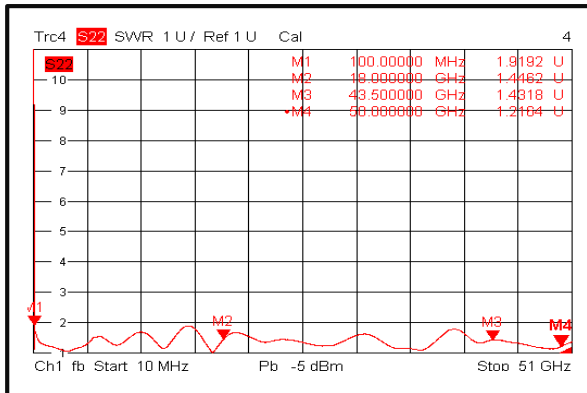
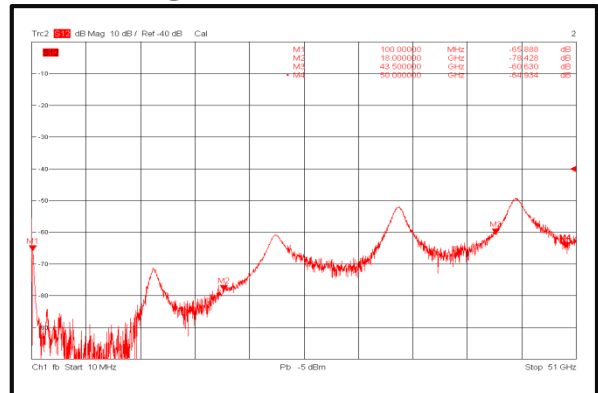
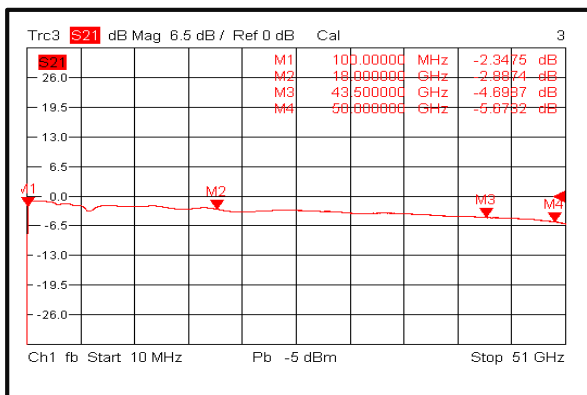
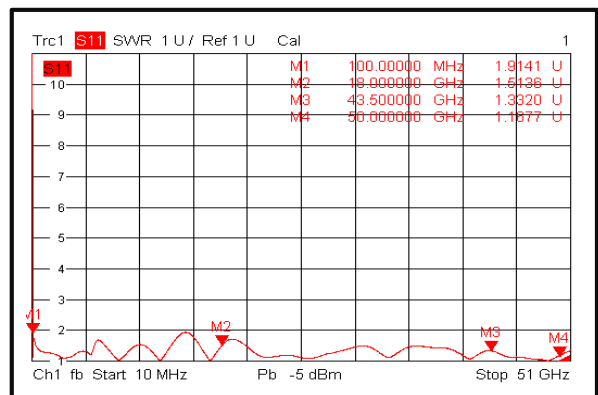
**Outline Drawing:**

All Dimensions in mm (inches)  
Housing Tolerances ±0.1 (0.004)



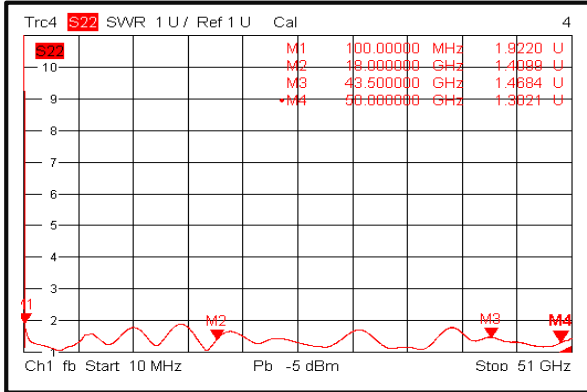
**Truth Table**

TTL Control Voltage THRESHOLD	Low(0)=0~0.8V	
	High(1)=2.8~5V	
Control Input TTL	Signal Path State	
C2	C1	
0	0	J0-J1
0	1	J0-J2
1	0	J0-J3
1	1	J0-J4
Control Pin Customization available upon request		

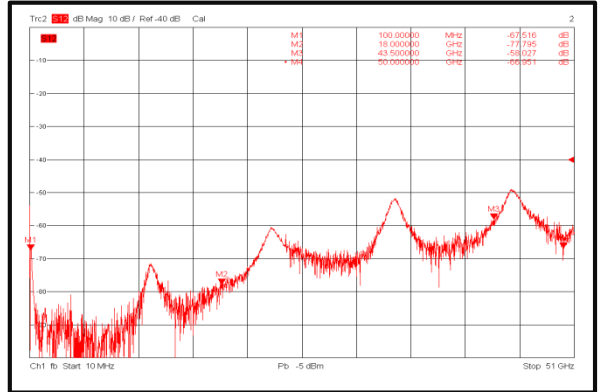
**Absorptive 0.1-50GHz Coaxial SP4T Switch**
**Insertion Loss @+25°C**

**Input VSWR @+25°C**

**Output VSWR @+25°C**

**Isolation @+25°C**

**Insertion Loss @-40°C**

**Input VSWR @-40°C**


**Absorptive 0.1-50GHz Coaxial SP4T Switch**

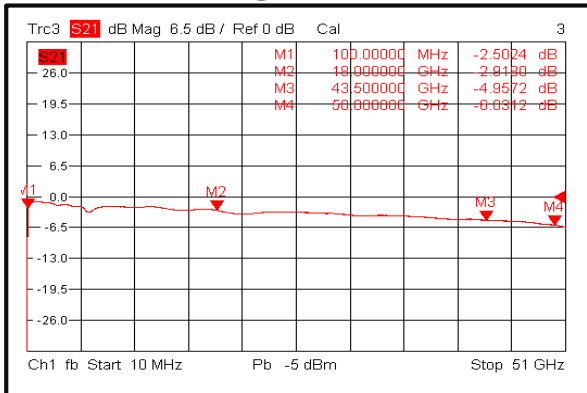
**Output VSWR @-40°C**



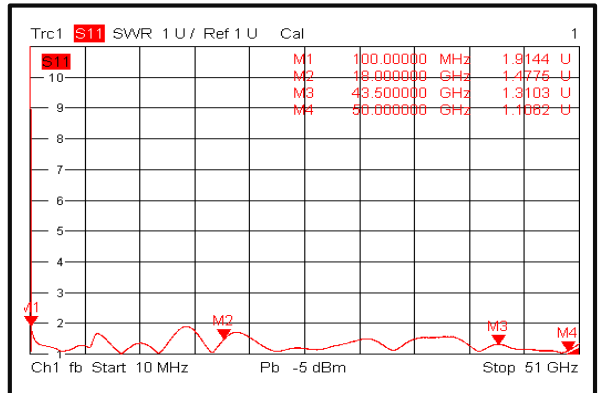
**Isolation @-40°C**



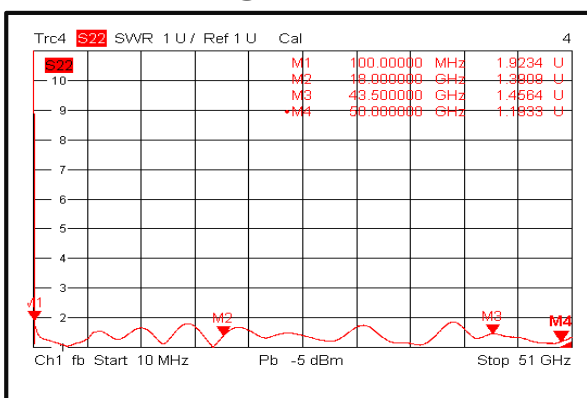
**Insertion Loss @+85°C**



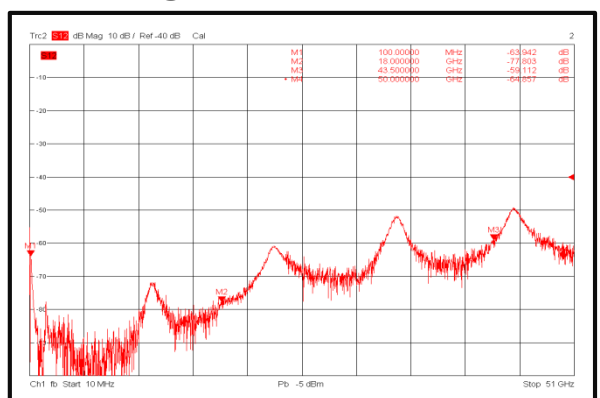
**Input VSWR @+85°C**



**Output VSWR @+85°C**

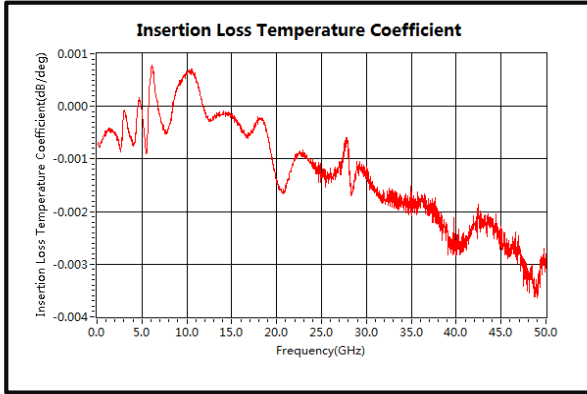


**Isolation @+85°C**

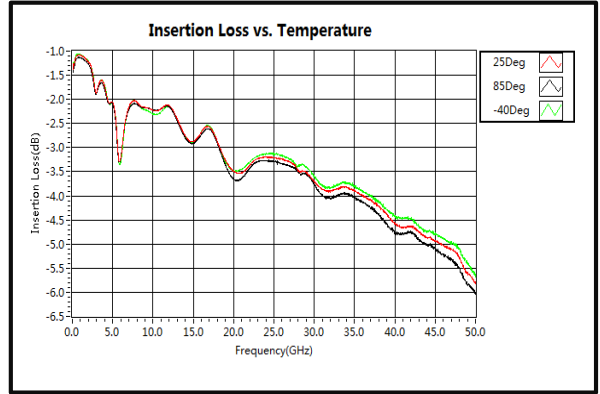


Absorptive 0.1-50GHz Coaxial SP4T Switch

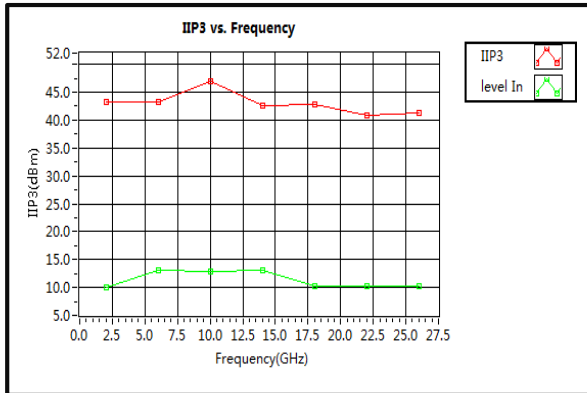
**Insertion Loss Temperature Coefficient**



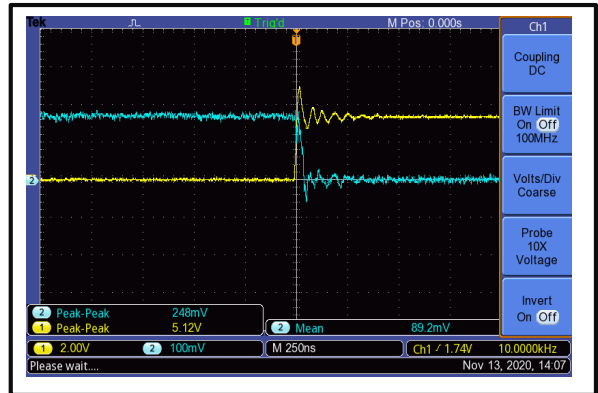
**Insertion Loss vs. Temperature**



**IIP3**



**Switching Speed**



**Switching Speed**

