

**Features**

- SSS Filter - Suspended Substrate Stripline Filter
- Flat frequency response and low insertion loss
- MIL-E-5400 standard



Parameters		Min.	Typ.	Max.	Units
Frequency Range		6		18	GHz
Insertion Loss			0.8	1.0	dB
Pass Band Ripple			0.8	1.0	dB
VSWR			1.6	1.8	: 1
Rejection	@DC-5.1GHz	50	55		dB
Power Rating	Average			15	W
	Peak (10% Duty Cycle, 1 us Pulse Width)			100	W
Impedance		50			Ohms
Weight		1.0 Max.			Ounces
Input / Output Connectors		SMA-male / SMA-Female			
Material		Aluminum			
Finish		Gray Paint			

**Environmental Specifications**

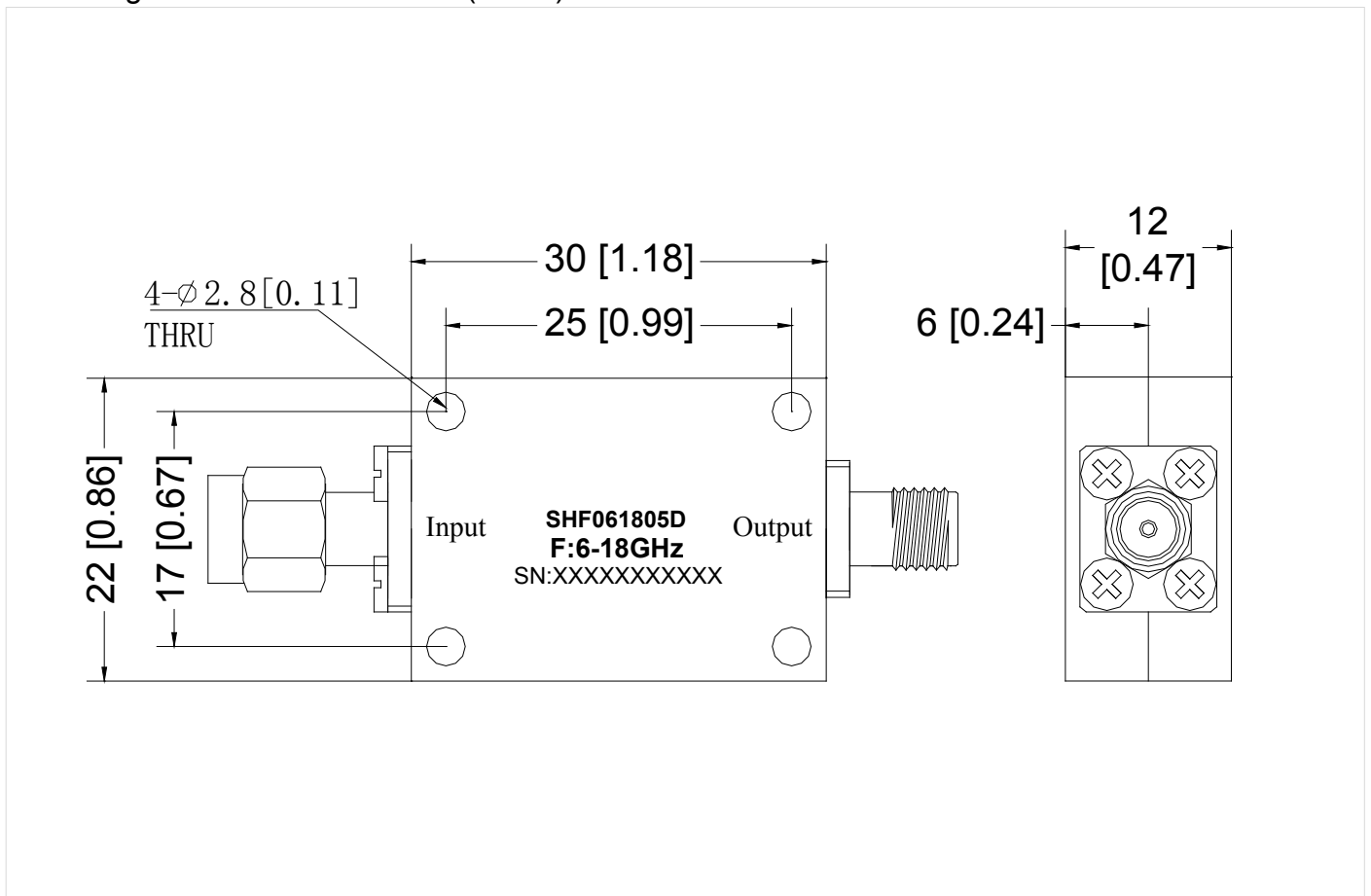
Operational Temperature	-55°C~+85°C
Storage Temperature	-55°C~+125°C
Altitude	30,000 ft. (Epoxy Sealed Controlled environment)
(Optional)	60,000 ft. 1.0psi min (Hermetically Sealed Un-controlled environment)
Vibration	25g RMS (15 degrees 2KHz) endurance, 1 hour per axis
Humidity	100% RH at 35°C, 95%RH at 40°C
Shock	20G for 11msec half sine wave, 3 axis both directions

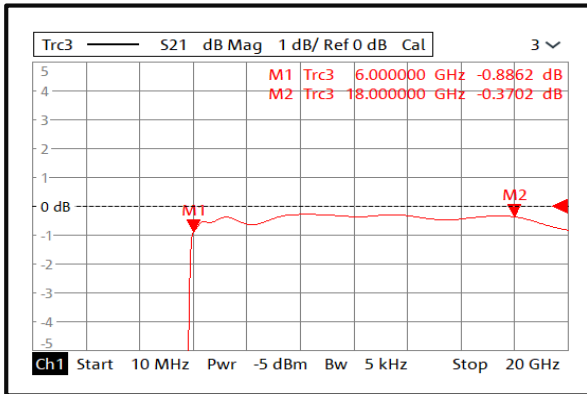
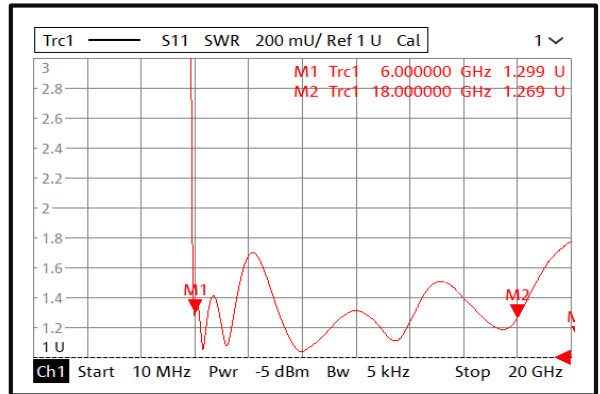
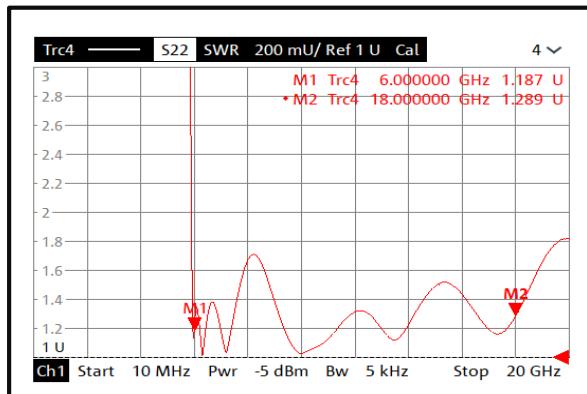
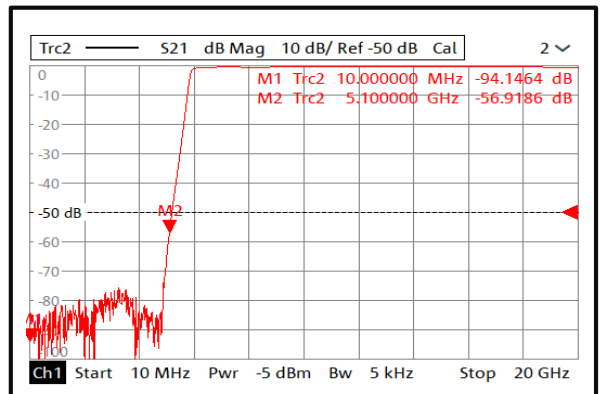
**Outline Drawing:**

All Dimensions in mm (inches)

Outline Tolerances ±0.5 (0.02)

Mounting Holes Tolerances ±0.2 (0.008)



**6 - 18GHz SSS High Pass Filter**
**Loss**

**Input VSWR**

**Output VSWR**

**Rejection**


Saluki and its affiliates reserve the right to make changes to the product(s) or information contained herein without notice. Visit [www.salukitec.com](http://www.salukitec.com) for additional data sheets and product information.