

## Features

- High power handling capability up to 25W
- Wide band operation
- High isolation within operational band
- Low Insertion loss
- Stable performance over temperature
- LMDS multi-carrier operations
- High peak to average handling capability
- All specifications can be modified upon request



Parameter	Min.	Typ.	Max.	Units
Frequency Range	26.5-40			GHz
Insertion Loss		0.40	0.50	dB
Isolation (Note 1)	14	15		dB
VSWR		1.5	1.55	:1
Forward Power (CW)			25	W
Reverse Power (CW)			10	W
Rotation	Clockwise			
Input /Output Connectors	COVER flat 4 holes			
Flange Type	UG599/U			
Finish	Silver plated			
Case Material	Aluminum alloy			
Weight	1.5 Max.			ounces

### Note1 :

Units which have a narrower frequency bandwidth can achieve higher isolation & lower insertion loss

Bandwidth (5 ~10) % x Center Frequency (Isolation >23dB)

Bandwidth (20~30) % x Center Frequency (Isolation >20dB)

Bandwidth (40~60) % x Center Frequency (Isolation >18dB)

Ask manufacture for detail

**Environmental Specifications**

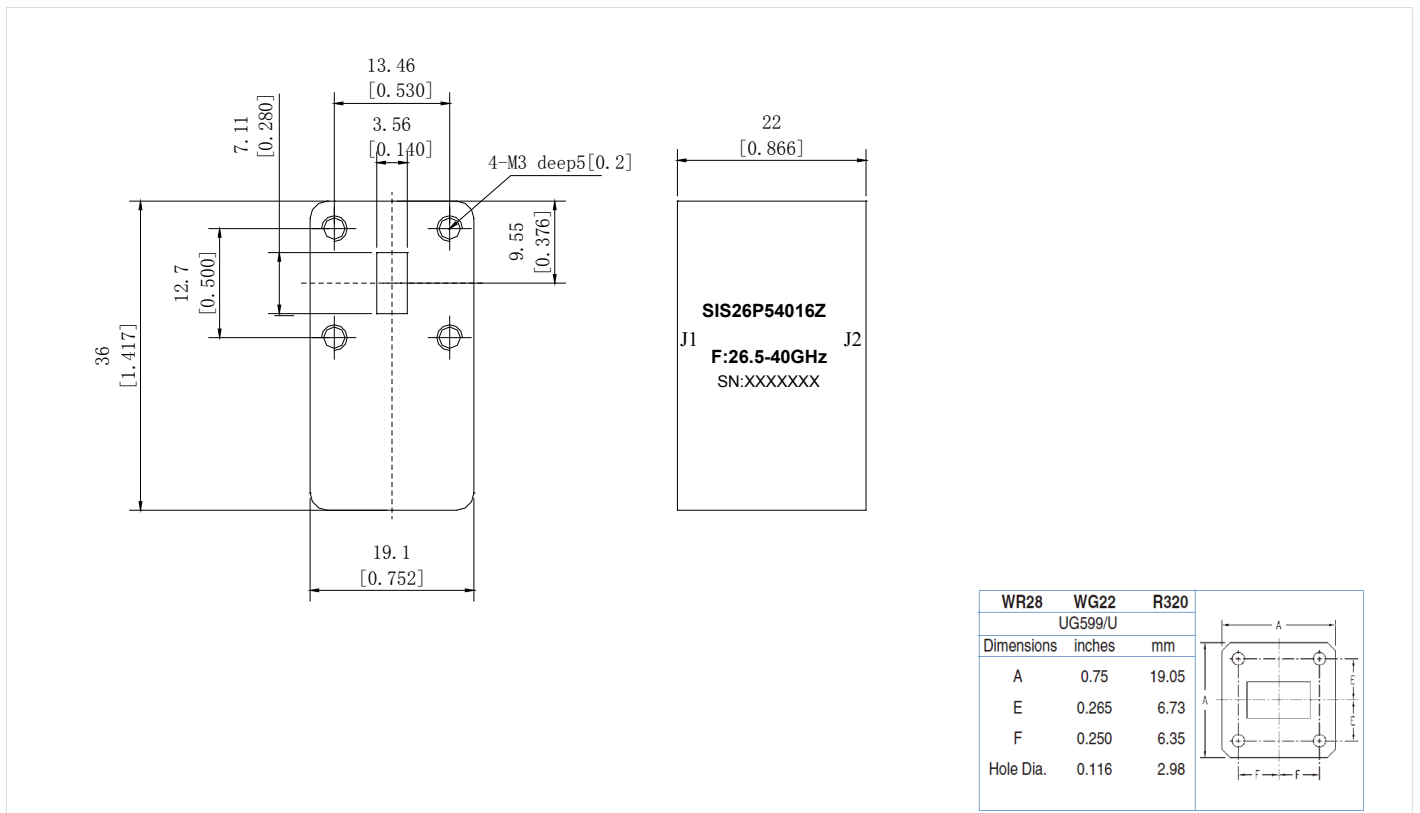
Operational Temperature	-20°C~+60°C
Storage Temperature	-45°C~+85°C
Altitude	30,000 ft. (Epoxy Sealed Controlled environment)
	60,000 ft. 1.0psi min (Hermetically Sealed Un-controlled environment) (Optional)
Vibration	25gRMS (15 degrees 2KHz) endurance, 1 hour per axis
Humidity	100% RH at 35°C, 95%RH at 40°C
Shock	20G for 11msec half sine wave, 3 axis both directions

**Outline Drawing:**

All Dimensions in mm (inches)

Outline Tolerances ±0.5 (0.02)

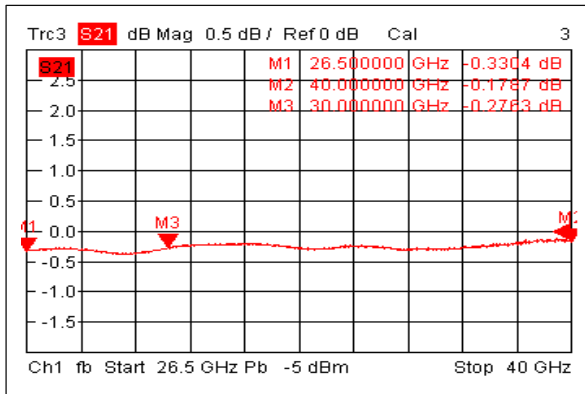
Mounting Hole Tolerances ±0.2 (0.008)



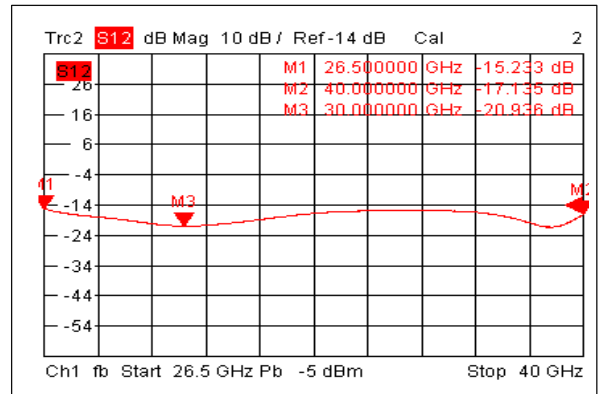
**Note:**

Due to the isolators and circulators belong to magnetic components, please far away from the magnetic matters by over 2 inches when you install or place.

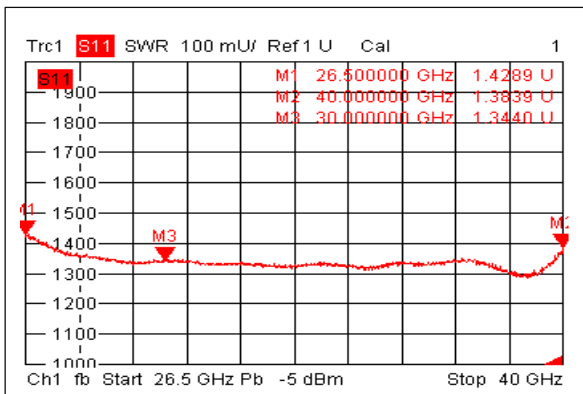
### Insertion Loss



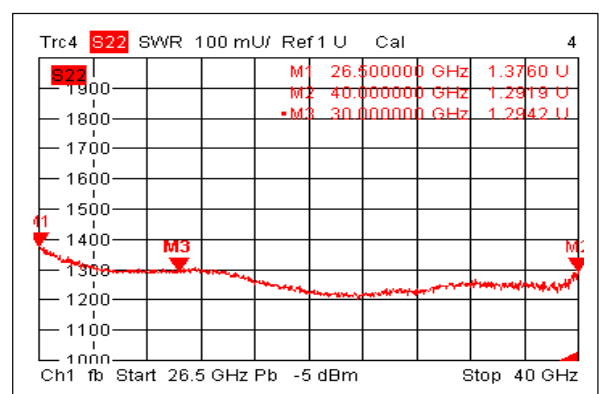
### Isolation



### VSWR 1



### VSWR 2



Saluki and its affiliates reserve the right to make changes to the product(s) or information contained herein without notice. Visit [www.salukitec.com](http://www.salukitec.com) for additional data sheets and product information.